

Kramer CTT Thermobank Condensing System- 3 Ton

Mfg: Kramer



Model: CTT10300M44-G


Stock No.: FRGW201.4a

Serial No.: M0078212-011

Unused 2000 Kramer CTT Thermobank Condensing System- 3 Ton. Model: CTT10300M44-G. S/N: M0078212-011. Refrigerant: R-404A. Design pressure lo/hi: 180/450 psig. Copeland Copelametic Screw Compressor, 3 hp, 380-400/460 V, 5.8 RLA, 41.0 LRA, 50/60 Hz, 3 phase. M-series medium temp version for saturated suction temperatures of +5F to +25F. Magnetek Fan Motor, 460 V, 1.3 FLA, 60 Hz. Inlets: (1) 1 in. port. Outlets: (1) 1/2 in. port. Overall dimensions: 40 in. L x 38 in. W x 43-1/2 in. H.







KRAMER

| | | | | | |
|---|-----|----------------------------|-----------------------------|---------------|--------------|
| MODEL CTT10300M44-G | | SERIAL NO. M00 78212-011 | | R-404A | |
| COMPRESSOR | 460 | V | 60 HZ | 3 PH | 5.8 RLA |
| | | | | | 41 LRA |
| OUTDOOR USE YES | | | | | |
| CONDENSER FAN(S) | 460 | V | 60 HZ | 1 PH | QTY 1 |
| | | | | | 1.3 FLA EACH |
| MAX. EVAP. FAN LOAD | 2 | AMPS | MAX. DEFROST HEATER LOAD(S) | | 15 AMPS |
| COMPRESSOR FAN | | AMPS | MIN. SUPPLY LINE AMPACITY | | 15 AMPS |
| MAX. OVERCURRENT PROTECTIVE DEVICE | | 15 AMPS | | | |
| EVAP. TEMP. RANGE | | CIRCUIT B | | SYSTEM CHANGE | |
| -10 TO 45 DEG. F. | | AMPS | | LBS | |
| CIRCUIT C | | USE COPPER CONDUCTORS ONLY | | | |
| AMPS | | | | | |
| DESIGN PRESSURES | | LOW SIDE | | 180 PSIG | |
| | | HIGH SIDE | | 450 PSIG | |
| Yuma, Arizona Cust. Serv. 404-244-8040 FORM NO. 104025-002 | | | | | |
| QUALITY ASSURED | | | | | |
| BY: # 008 | | | | | |
| MODEL | | 460V | | | |
| | | 60HZ | | | |
| | | 3 PH | | | |

KRAMER

| | | | | | |
|---|-----|----------------------------|-----------------------------|---------------|--------------|
| MODEL CTT10300M44-G | | SERIAL NO. M00 78212-011 | | R-404A | |
| COMPRESSOR | 460 | V | 60 HZ | 3 PH | 5.8 RLA |
| | | | | | 41 LRA |
| OUTDOOR USE YES | | | | | |
| CONDENSER FAN(S) | 460 | V | 60 HZ | 1 PH | QTY 1 |
| | | | | | 1.3 FLA EACH |
| MAX. EVAP. FAN LOAD | 2 | AMPS | MAX. DEFROST HEATER LOAD(S) | | 15 AMPS |
| COMPRESSOR FAN | | AMPS | MIN. SUPPLY LINE AMPACITY | | 15 AMPS |
| MAX. OVERCURRENT PROTECTIVE DEVICE | | 15 AMPS | | | |
| EVAP. TEMP. RANGE | | CIRCUIT B | | SYSTEM CHANGE | |
| -10 TO 45 DEG. F. | | AMPS | | LBS | |
| CIRCUIT C | | USE COPPER CONDUCTORS ONLY | | | |
| AMPS | | | | | |
| DESIGN PRESSURES | | LOW SIDE | | 180 PSIG | |
| | | HIGH SIDE | | 450 PSIG | |
| Yuma, Arizona Cust. Serv. 404-244-8040 FORM NO. 104025-002 | | | | | |
| QUALITY ASSURED | | | | | |
| BY: # 008 | | | | | |
| MODEL | | 460V | | | |
| | | 60HZ | | | |
| | | 3 PH | | | |

MODEL
460V
60HZ
3 PH

CTT10300M44-G

SERIAL NUMBER
M00 78212-011

This unit is designed to operate on one of the following refrigerants:
 R-22 R-404A R-407C
 and the compressor lubricant is
 Polyol Ester - Mineral Oil Blend
 Any attempt to operate or maintain this refrigerant and/or
 lubricant without the proper equipment will void the
 warranty.