

Waukesha 15 Positive Displacement Pump


Mfg: Waukesha





Model: 015


Stock No: DBBP185422.9




Serial No: 173026 95

Waukesha Positive Displacement Pump. Model: 15. S/N: 17302695. Flow rate for new pump is 9 gpm with required horsepower and pressure. Discuss with salesperson your process and product to determine if this pump should handle your specific duty. (2) 3-1/4 in. rotors. Allen Bradley start/stop switch, catalog no. 609-AEW, Type 7&9, 200 Volts AC rated for 3 Hp, 230 Volts AC rated for 3 Hp, 460-575 Volts AC rated for 5 Hp. US Motors drive: 2 max input hp, 54 max output torque, 428 minimal rpm and 4275 maximum rpm. US Electrical Motors: 3/4 hp, 1150 rpm, 208-230/460 volts, 3.1-3.2/1.6 amps, 60 HZ, 3 phase. (1) 1-1/2 in s-line inlet. (1) 1-1/2 in. s-line outlet. Overall dimensions: 3 ft. 7 in. L x 1 ft. 5-1/4 in. W x 3 ft. 3 in. H.









Waukesha Cherry-Burrell  
 A United Dominion Company



SERIAL NO.	MODEL
173026 95	015

PLEASE READ AND UNDERSTAND MAINTENANCE MANUAL BEFORE OPERATING.

DELAVAN, WI U.S.A.


VARIDRIVE MODULE
 U.S. ELECTRICAL MOTORS
 DIVISION OF EMERSON ELECTRIC CO.
 ST. LOUIS, MO

FRAME	5	TYPE	VAN
MAX INPUT HP	2.0	@ 1750 RPM	
MAX OUTPUT TORQUE	54		IN LBS
RPM MIN	420	RPM MAX	3275
MODEL #	DD E740 F 7		
MADE IN U.S.A.			908434

CATALOG # E184	MODEL # E184A	
SHAFT END BRG	OPP END BRG 6203-22-J/C3	
FR 143T	TYPE UTP	ENCL TE
PH 3	MAX AMB 40	"C ID# D07 01058388 004 F
INSUL CLASS F	DUTY CONT. WT	BAL
HZ 60	HP .75	RPM 1150
SF 1.25	DESIGN B	CODE J
GUARANTEED EFFICIENCY	MAX KVAR	
NEMA NOM EFFICIENCY	NOM PF	
VOLTS 208-230/460		
FLAMPS 3.1-3.2/1.6		
SF AMPS 3.4/1.7		
200/208V 60 HZ MAX.AMPS 3.8		
		
MADE IN USA	U.S. ELECTRICAL MOTORS	
422703-004	DIVISION OF EMERSON ELECTRIC CO.	ST. LOUIS, MO



SPECIAL DATA


ORDER NO.: DD068878

HP: 3/4	OUTPUT RPM	MAX: 676
ASSY: C1C		MIN: 67.6

SPECIAL FEATURES: E184/E740/R714
6-143T-6 UTP-VAM-GDP

ASSEMBLED BY: RAM MOTORS+CONTROLS


 U.S. ELECTRICAL MOTORS
 DIVISION OF EMERSON ELECTRIC CO.
 ST. LOUIS, MO.
 

BUL. 609	SIZE 0	MAXIMUM HP RATING
CATALOG NO. 609.AEW	SERIES G	TYPE 7&9
FOR USE IN HAZARDOUS LOCATIONS N.E.C.		VOLTS AC 3-PH
CLASS I	II	200 3
GROUP C-D	E-F-G	230 3
		460-575 5
ALLEN-BRADLEY MILWAUKEE, WIS. U.S.A.		LISTED IND. CONT. EQ. FOR HAZ. LOC. 1996
CAUTION: TO PREVENT IGNITION OF HAZARDOUS ATMOSPHERES, DISCONNECT DEVICE FROM SUPPLY CIRCUIT BEFORE OPENING. KEEP ASSEMBLY TIGHTLY CLOSED WHEN IN OPERATION.		