

**2000 Un-Used Stainless Steel Evapco ATW Series Fluid Cooler/Evaporative Condenser- 827 Nominal Tons**

**Mfg: Evapco**

**Model: ATW – 207C**

**Stock No. JDWW002.**

**Serial No. T002096**


2000 Un-Used Stainless Steel Evapco ATW Series Fluid Cooler/Evaporative Condenser- 827 Nominal Tons. Model: ATW-207C. S/N: T002096. Belt No: 6B-148. Refrigerant: ammonia. Coil test pressure: 400 psig. Fan diameter: 11 ft. U.S. Fan Motor, 40/10 hp, 1780/890 rpm, 460 V, 58.8/22 amps, 60 Hz, 3 phase. Scot Centrifugal Pump, Model: Motorpump 59 Std Fitted, impeller diameter: 6.75 in., size: 6x5, seal type: BN-CM. U.S. Motor, 7-1/2 hp, 1750 rpm, 208-230/460 V, 21.9-20.3/10.1, 60 Hz, 3 phase. (2) Indeco Immersion Water Heaters, Model: 17-174P, Cat. No: S713U321200U, 12000 watt, 480 V, 3 phase. Inlets: (1) 2 in. dia. MPT (make-up), (2) 4 in. dia. flanged ports (media). Outlets: (1) 3 in. dia. MPT (drain), (1) 3 in. dia. MPT (overflow), (2) 4 in. dia. flanged ports (media). Overall dimensions: 20 ft. L x 11 ft. 10 in. W x 16 ft. 2 in. H.

**External features include:**

All Stainless Steel Construction

The superior corrosion resistance offered by stainless steel is the most effective material of construction available to extend the life of the evaporative cooling unit.









Quick Release Inlet Louvers

Constructed of polyvinyl chloride (PVC) and mounted in easily removable frames for quick access, louvers protect against dirt, splashout and sunlight.





**Optional Accessories to include: Stainless Steel Basin, Cold Water Basin Heaters, Electric Water Level Control and Vibration Cut Out Switches.**

“ Enhanced corrosion protection is provided by optional, type 304 stainless steel for the entire basin area including: support columns of the cooler and louver frames.

“ Optional basin heaters are furnished with the cooling tower to prevent the water from freezing in the basin when the unit is idle during low, ambient conditions.

“ Heaters are furnished with a combination thermostat/low water protection device to cycle the heater on when required.




“ Weather proof, outdoor enclosures are provided for all components.



“ Standard mechanical floats have been replaced by electric water level control units providing for

“ Accurate levels of water and eliminating the need for field adjustments.

“ Vibration Cut Out switches offer protection from damage or failure to the drive system caused by excessive vibration from improperly balanced fans.







“ Totally Enclosed Fan Motors

Assures long life and protection.


**Belt Driven Fans and Two Speed Motors**

“ Easy servicing of the motor and adjustment of the belt tension from the exterior of the unit.

“ Motors are built to cooling tower duty specifications and are supplied with permanently lubricated bearings and special moisture protection on the bearings, shaft and windings.

“ Two speed motor provides an additional step of capacity control when used with the fan cycling method, the lower speed of the motor providing 60% of full speed capacity.





## Evapco's Therma-Pak® Elliptical Tube Coil Design

" Allows for closer tube spacing which provides greater surface area per plan, lowers resistance to air flow and also permits greater water loading.

" Reduces air pressure drop throughout the unit while maximizing tube surface area and increasing heat transfer capabilities.

" Tubes are staggered in the direction of airflow, obtaining a high film coefficient.

" Corrosion protection provided by hot dip galvanization in molten zinc at approximately 430°C.

## Extended Surface Coil

" Optional, spiral fins on the heat exchanger coil allow for dry operation of the unit.

" Rejects heat to the atmosphere without use of the spray pump and evaporation process.

" Dry operation is practical in cold climates where freezing is a possibility or when reduced winter loads exist.





