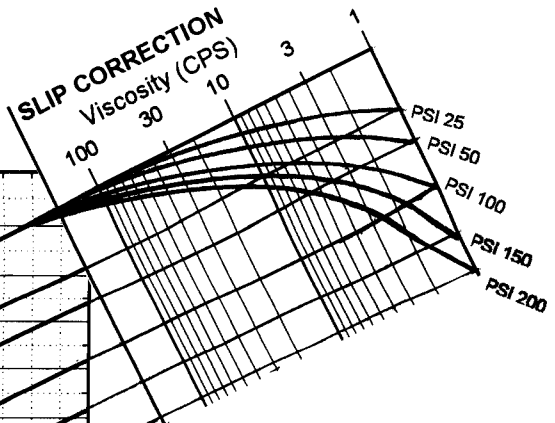
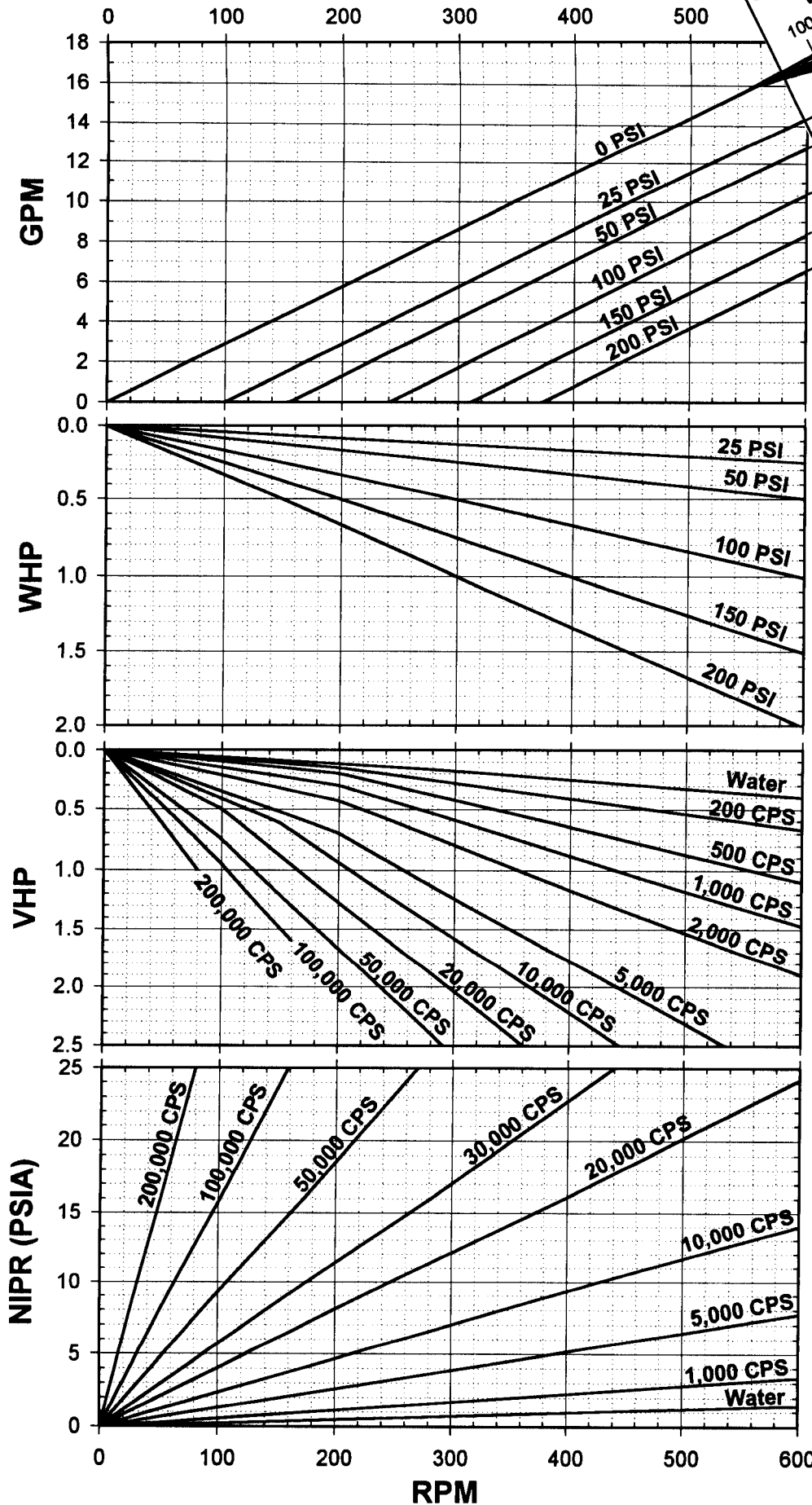


Capacity / WHP / VHP / NIPR



Universal I Sanitary Pumps Model

018

Alloy 88 Rotors
 Standard Clearance
 Standard Port Size = 1.5"
 Displacement =
 0.029 Gal/Rev

BHP = WHP + VHP

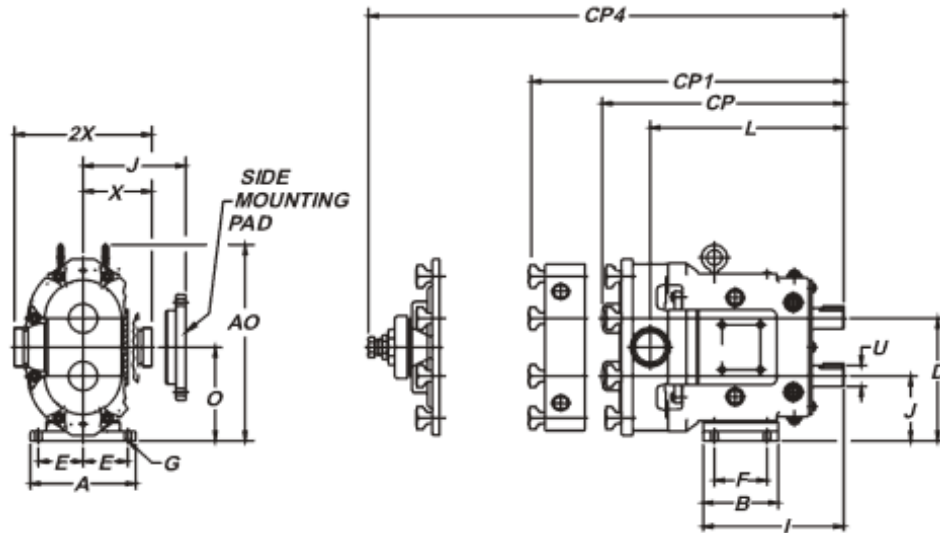


**Waukesha
Cherry-Burrell**

611 Sugar Creek Road
 Delavan, WI 53115 USA
 Tel: 1-800-252-5200 or 262-728-1900
 Fax 1-800-252-5012 or 262-728-4904
 E-mail: custserv@gowcb.com
 Web Site: <http://www.gowcb.com>

Effective Date: 3-20-2000
 Specifications subject
 to change without notice

Curve Number
95-07135



	A	AO	B	CP	CP1	CP4	D	E	F	G	I	J	L	O	U	X	2X
IN	4.75	8.30	3.75	12.46	13.90	15.67	5.50	1.94	2.31	.41,SLOT	7.66	2.93	9.84	4.21	0.875	3.55	7.09
MM	121	211	95	316	353	398	140	49	59	10,SLOT	194	74	250	107	22	90	180

CP= Standard Cover, CP1= Jacketed Cover, CP4= Manual Vented Cover, Connection sizes for Jacketed Covers are ¼"-14 NPT on Models 006-UI to 030-UI, 1"-11-½ NPT on Models 060-UI and 130-UI.