

Waukesha 18 Positive Displacement Pump


Mfg: Waukesha



Model: 18

Stock No. OIP032.

Serial No. 122057

Waukesha Positive Displacement Pump. Model: 18. S/N: 122057. Inlet/outlet 1-1/2 in.





Curve Index

Pump Series	Displacement Per Revolution	Nominal Capacity To *	Inlet and Outlet	Pressure Range Up To** (See Note 1 below)	Curve Number	Page Number
Universal I						
006	0.0082 Gal (0.031 Liter)	7 GPM (1.6 m3/hr)	1" or 1-1/2"	200 PSI (13.8 bar)	95-07133	93
015	0.0142 Gal (0.054 Liter)	10 GPM (2.3 m3/hr)	1-1/2"	200 PSI (13.8 bar)	95-07134	94
018	0.029 Gal (0.110 Liter)	17 GPM (3.9 m3/hr)	1-1/2" or 2"	200 PSI (13.8 bar)	95-07135	95
030	0.060 Gal (0.227 Liter)	36 GPM (8.2 m3/hr)	1-1/2" or 2"	200 PSI (13.8 bar)	95-07136	96
060	0.153 Gal (0.579 Liter)	90 GPM (20.4 m3/hr)	2-1/2"	200 PSI (13.8 bar)	95-07137	97
130	0.254 Gal (0.961 Liter)	150 GPM (34.1 m3/hr)	3"	200 PSI (13.8 bar)	95-07138	98
220	0.522 Gal (1.976 Liter)	310 GPM (70.4 m3/hr)	4"	200 PSI (13.8 bar)	95-07139	99
320	0.754 Gal (2.854 Liter)	450 GPM (102 m3/hr)	6"	200 PSI (13.8 bar)	95-07140	100
Universal II						
006-U2	0.0082 Gal (0.031 Liter)	8 GPM (1.8 m3/hr)	1" or 1-1/2"	300 PSI (20.7 bar)	95-07075	101
015-U2	0.0142 Gal (0.054 Liter)	11 GPM (2.5 m3/hr)	1-1/2"	250 PSI (17.2 bar)	95-07076	102
018-U2	0.029 Gal (0.110 Liter)	20 GPM (4.5 m3/hr)	1-1/2" or 2"	200 PSI (13.8 bar)	95-07077	103
030-U2	0.060 Gal (0.227 Liter)	36 GPM (8.2 m3/hr)	1-1/2" or 2"	250 PSI (17.2 bar)	95-07078	104
045-U2	0.098 Gal (0.371 Liter)	58 GPM (13.2 m3/hr)	2"	450 PSI (31.0 bar)	95-07106	105
060-U2	0.153 Gal (0.579 Liter)	90 GPM (20.4 m3/hr)	2-1/2"	300 PSI (20.7 bar)	95-07079	106
130-U2	0.253 Gal (0.958 Liter)	150 GPM (34.1 m3/hr)	3"	200 PSI (13.8 bar)	95-07080	107
180-U2	0.380 Gal (1.438 Liter)	230 GPM (52.2 m3/hr)	3"	450 PSI (31.0 bar)	95-07107	108
210-U2	0.502 Gal (1.900 Liter)	300 GPM (68.1 m3/hr)	4"	500 PSI (34.5 bar)	95-07156	109
213-U2	0.521 Gal (1.972 Liter)	310 GPM (70.4 m3/hr)	4"	300 PSI (20.7 bar)	95-07081	110
320-U2	0.752 Gal (2.847 Liter)	450 GPM (102 m3/hr)	6"	300 PSI (20.7 bar)	95-07132	111
Universal Lobe						
018-UL	0.033 Gal (0.125 Liter)	33 GPM (7.5 m3/hr)	1-1/2" or 2"	200 PSI (13.8 bar)	95-07089	112
030-UL	0.071 Gal (0.269 Liter)	71 GPM (16.1 m3/hr)	1-1/2" or 2"	300 PSI (20.7 bar)	95-07082	113
060-UL	0.153 Gal (0.579 Liter)	120 GPM (27.3 m3/hr)	2-1/2"	300 PSI (20.7 bar)	95-07083	114
130-UL	0.253 Gal (0.958 Liter)	170 GPM (38.6 m3/hr)	3"	200 PSI (13.8 bar)	95-07084	115
220-UL	0.502 Gal (1.900 Liter)	300 GPM (68.1 m3/hr)	4"	200 PSI (13.8 bar)	95-07085	116
320-UL	0.878 Gal (3.324 Liter)	520 GPM (118.1 m3/hr)	6"	200 PSI (13.8 bar)	95-07145	117
UHC						
420-UHC	1.619 Gal (6.129 Liter)	640 GPM (145.4 m3/hr)	6"	200 PSI (13.8 bar)	95-07086	118
520-UHC	2.375 Gal (8.990 Liter)	830 GPM (188.5 m3/hr)	8"	150 PSI (10.3 bar)	95-07087	119
523-UHC						
5000						
5040	0.060 Gal (0.227 Liter)	36 GPM (8.2 m3/hr)	1-1/2"	200 PSI (13.8 bar)	95-07092	120
5050	0.153 Gal (0.579 Liter)	90 GPM (20.4 m3/hr)	2"	200 PSI (13.8 bar)	95-07141	121
5060	0.254 Gal (0.961 Liter)	150 GPM (34.1 m3/hr)	3"	200 PSI (13.8 bar)	95-07142	122
5070	0.440 Gal (1.666 Liter)	260 GPM (59.1 m3/hr)	4"	200 PSI (13.8 bar)	95-07143	123
5080	0.754 Gal (2.854 Liter)	450 GPM (102 m3/hr)	6"	200 PSI (13.8 bar)	95-07144	124

* Note: Most applications are not suitable for continuous operation at maximum capacity shown.

** Note: Contact Application Engineering for higher pressure applications.