

## G & H Positive Rotary Pump Model GPH 2020A

Mfg: G & H



Model: GPH 2020A



Stock No. SACH108.3

Serial No. 84-6-005

### G & H Positive Rotary Pump.

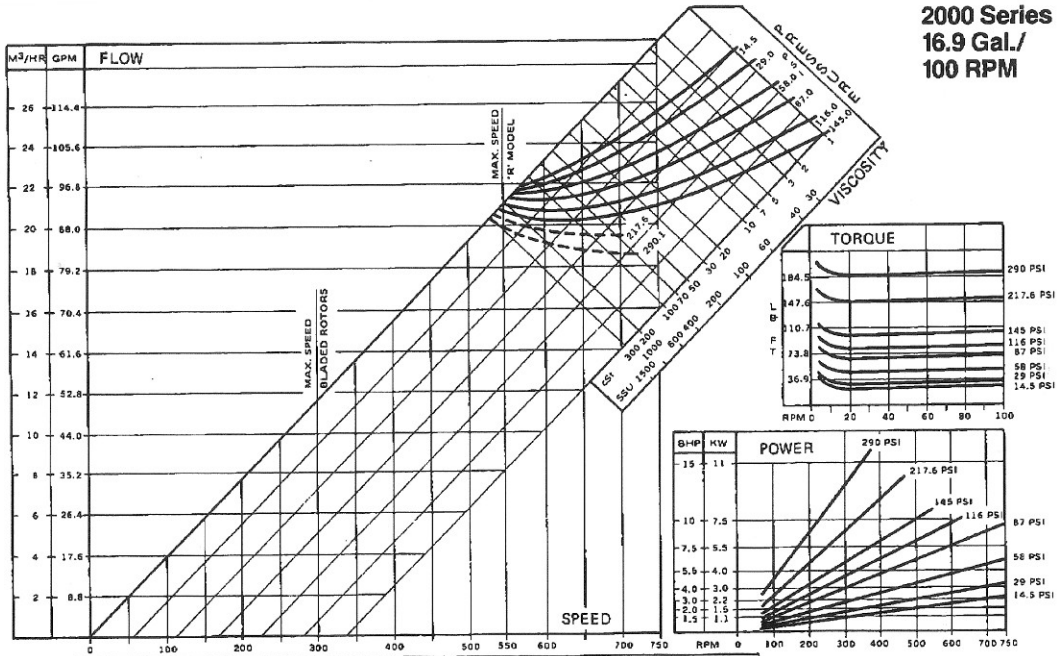
- Model GPH 2020A.
- S/N 84-6-005.
- Inlet (1) 2 in.
- Outlet (1) 2 in.
- Motor, 220/440 volt. Final rpm of 885.
- Overall dimensions: 20 in. W, 37 in. L, 21 in. H.







**2000 Series**  
**16.9 Gal./**  
**100 RPM**



2" INLET	390	150	110	80	60	45	38	30	23	18	12	9	4	2.5	1.2	cSt MAX. VISC.
2.5" & 3" INLET	525	225	165	120	90	68	57	45	35	27	17	13	6	4	2	X10 <sup>2</sup> (AT O PSI)

STD. MODEL	108.8	108.8	100	91.4	82.7	74	65.3									
"X" MODEL	145	145	133.4	123.6	110.2	98.6	87									PSI MAXIMUM PRESSURE
"R" MODEL	290	290	232.1	174												

02/15/2005 07:54 FAX 282 847 3055 ALFA LAVAL FLOW INC.