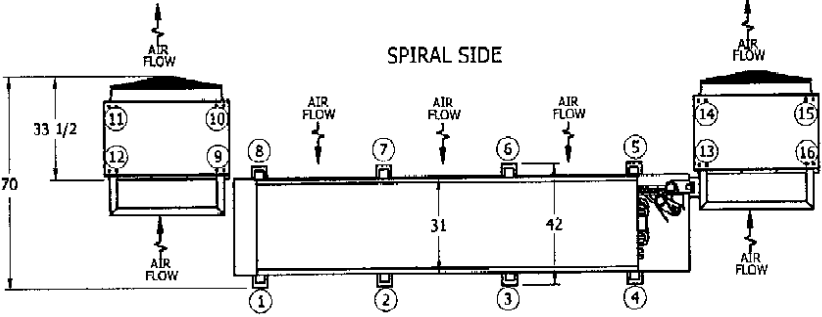
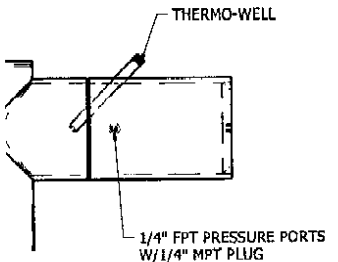


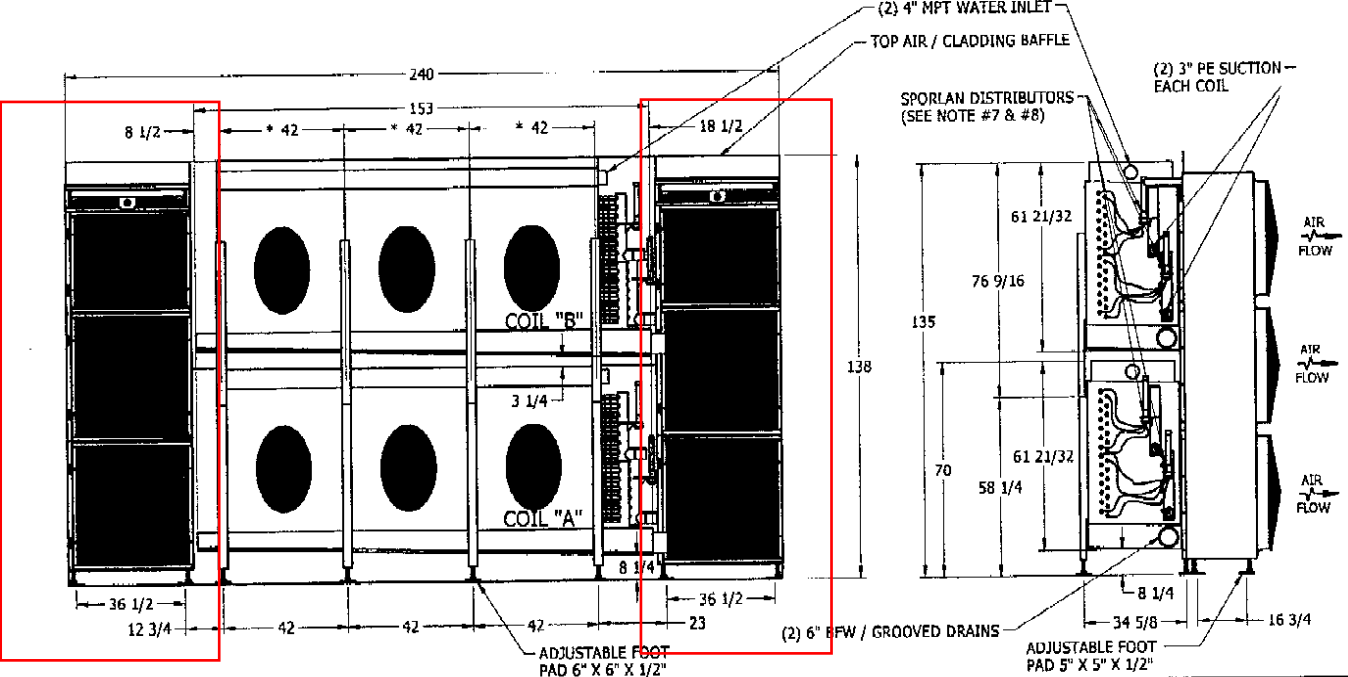
NOTES:

- (1) BAFFLES PROVIDED BETWEEN COILS, BETWEEN COILS AND FAN TOWERS, BETWEEN BOTTOM OF COIL "A" AND FLOOR AND ON TOP OF COIL "B".
- (2) THE EVAPORATOR CONNECTION SIZES (SHOWN) DO NOT NECESSARILY CORRESPOND TO THE APPROPRIATE SYSTEM PIPE SIZES.
- (3) DO NOT SCALE DRAWING. CONNECTION LOCATIONS ARE APPROXIMATE, DO NOT USE FOR FABRICATION OF PIPING.
- (4) ESTIMATED SHIPPING WEIGHTS:  
COIL "A" 1,950#  
COIL "B" 1,900#  
1 FAN TOWER 1,295#
- (5) A SLOW BLEED DOWN TO THE COIL OPERATING PRESSURE IS RECOMMENDED AFTER DEFOSTING THE EVAPORATOR COIL.
- (6) THE CUSTOMER IS RESPONSIBLE FOR ENSURING "VAPOR-FREE" LIQUID TO THE INLET OF THE THERMAL EXPANSION VALVE (TEV). VAPOR IN THE LIQUID LINE MAY SEVERELY REDUCE REFRIGERANT FLOW THROUGH THE TEV WHICH IN TURN WILL DECREASE THE PERFORMANCE OF THE EVAPORATOR.
- (7) (2) SPORLAN BRASS DISTRIBUTORS 1125-14-3/8 WITH #50 ORIFICE PER COIL. DISTRIBUTOR AND URIFICE SELECTION FOR 35 PSI PRESSURE DROP. SELECTION BASED ON 15.5 TON EVAPORATOR LOAD WITH 80°F, 195 PSIG REFRIGERANT FEED.
- (8) A 12" LONG SECTION OF COPPER TUBE IS ATTACHED TO THE DISTRIBUTOR WITH A COPPER COUPLING AND CAPPED WITH A COPPER CAP FOR SHIPPING. CUSTOMER SHOULD CUT THE COPPER TUBE TO LENGTH REQUIRED WHEN INSTALLING THERMAL EXPANSION VALVE. **DO NOT ATTEMPT TO REMOVE THE COPPER COUPLING OR THE TUBE FROM THE COUPLING, AS DAMAGE MAY OCCUR TO THE DISTRIBUTOR.**
- (9) THERMO WELLS AND PRESSURE TEST PORTS PROVIDED ON EACH SUCTION CONNECTION.



FLOOR LOADING AT:

PAD #1: 335#	PAD #9: 323#
PAD #2: 670#	PAD #10: 323#
PAD #3: 670#	PAD #11: 323#
PAD #4: 335#	PAD #12: 323#
PAD #5: 335#	PAD #13: 323#
PAD #6: 670#	PAD #14: 323#
PAD #7: 670#	PAD #15: 323#
PAD #8: 335#	PAD #16: 323#



QTY: 1	MODEL: TFC6 74123-750M
CERTIFIED FOR: RECCO - 5-134484	
PROJECT: SPIRAL FREEZER	
ROOM: -20°F DX - SPIRAL	
PAGE: _____	REFERENCE: _____
DATE: 09/23/05 GDG	REV: 1) 11/03/05 GDG

PERFORMANCE DATA:

62 TONS ( 744,000 BTUH ) @ 15 TD
-20 ROOM TEMP. -35 SST
R-507 REFRIGERANT THERMO-X FEED
80 LIQ. FEED TEMP. _____ RECIRC. RATE
89 cfm @ 1 FT PER UNIT, FREE FIELD.

FAN DATA:

69,800 CFM @ 1.0" ESP
950 FPM FACE VELOCITY
(6) 7.5 HP TEAO FAN MOTORS
1750 RPM 480 / 2 / 60 SERVICE
13.8 DESIGN MOTOR AMPS
36" FAN DIAMETER

PHYSICAL DATA: EXCLUSIVE PATENTED THERMAL-PAK FINNED COIL

73.5 SQ. FT. FACE AREA
19.8 CU. FT. COIL VOLUME
12 ROWS DEEP 3 FPI
6,450 LBS. NORMAL OPERATING WEIGHT
NOTE 4 LBS. SHIPPING WEIGHT

**evapco**

P.O. Box 1300  
Wilmington, Maryland 21158 USA  
Phone (410)756-2600  
Fax (410)756-6450

REMARKS: LARGE DIAMETER STAINLESS STEEL TUBE, ALUMINUM FIN COILS, TOP WATER DEFOST 100CFM @ 3 PSIG PER COIL.