

Waukesha 220 Positive Displacement Pump - 15 HP

Mfg: Waukesha Cherry Burrell

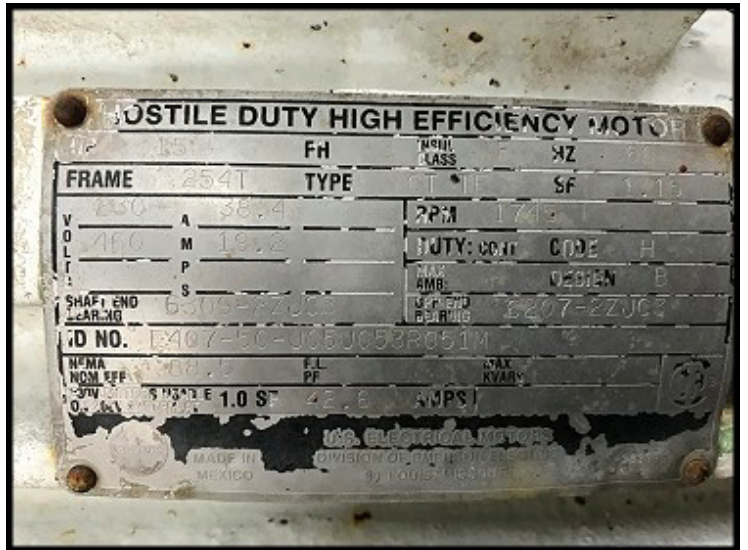


Model: 220

Stock No.: SSFA1739

Serial No.: 81297SS R1-2

Used Waukesha 220 Positive Displacement Pump. Model: 220. Serial: 81297SS R1-2. Flow rate for new pump is 310 GPM with required horsepower and RPM. Displacement per revolution: 0.522 gallon. Gear drive ratio: 4.94 (354 final RPM). US Electrical Motor 15 HP 208-230/460V, 1745 RPM, 60 Hz, 3-phase. Estimated flow rate at 354 RPM: 184 GPM.





WALKESHA
EMCA INTERNATIONAL
R1-2
SERIAL NO. 31297SS MODEL 220
READ AND UNDERSTAND
OPERATION AND MAINTENANCE
MANUAL BEFORE OPERATION
WALKESHA WI. U.S.A.